



# 1

SJT

## 1.1

SJT

1.1

110V

**SJT**

**EPB**

**110**

110:110V

220:220V

1.1

## 1.2

1.2

SJT

SJT

■

(MODEL): SJT-EPB110

(INPUT): AC220V 1A

(OUTPUT): DC110V 4A

(S/N)

(MASS): 4.5Kg

1.2

**1.3**

SJT


1.1

1.1

	SJT EPB110	SJT EPB220
W	450	450
V	110	220

A

1.4



1.3



1.4

## 2

## 2.1

## 2.1

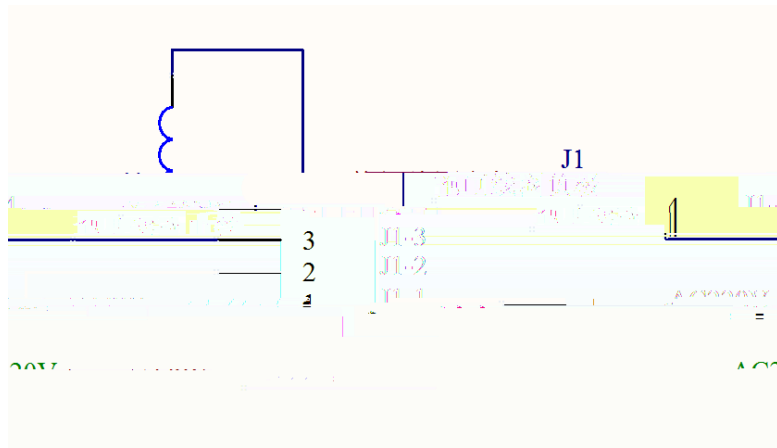
## 2.1

J1-1	AC220V	220V
J1-2	AC220V	220V
J1-3	DC110V + DC220V +	+
J1-4	DC110V - DC220V -	-
J3-1	24V	24V
J3-2	24V	24V
J3-3		
J3-4	+	
J3-5	-	
J3-6	+	
J3-7	-	
J4-1	+	+
J4-2	-	-
J4-3	+	+
J4-4	-	-
J4-5	+	+
J4-6	-	-

## 2.2

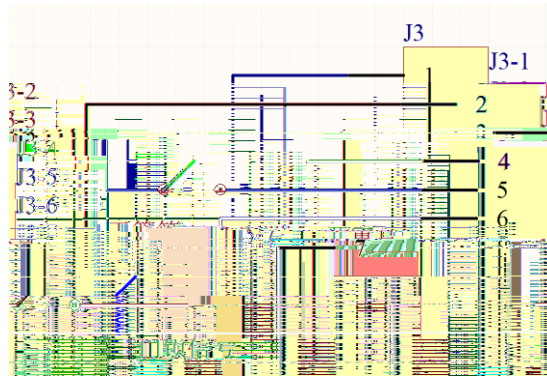
### 2.2.1 J1

J1	DC110V	DC220V	AC220V	220V	220V
	DC110V	DC220V			



2.2.2.2

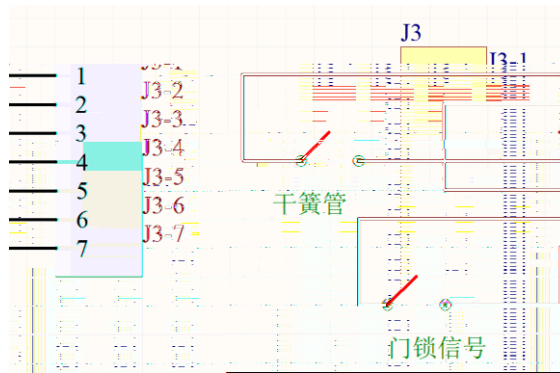
1



2.3

1

2



2.4

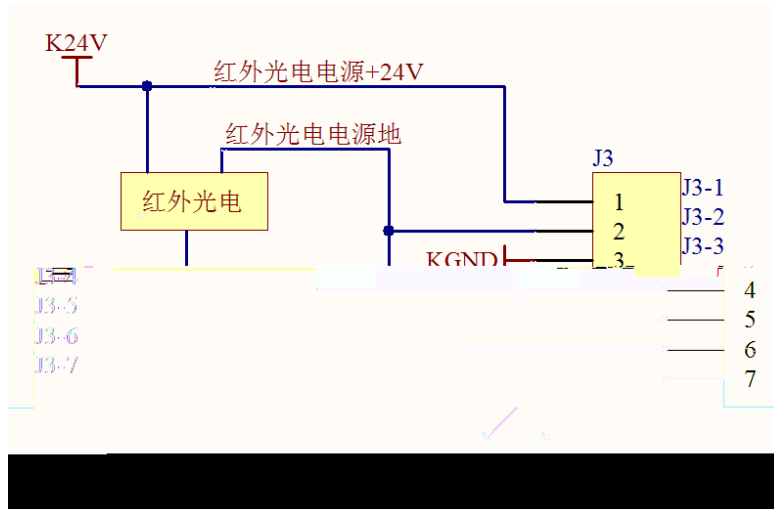
2

3

K24V-

24V

KGND-



2.5

3

**SJT**

## 2.3


1. 220V
- 2.
3.
  - 1)
  - 2)
  - 3)
  - 4)
  - 5)
  - 6)

3

3

5 LED

3.1



3.1

3.1 LED

---

**3.2**

**3.2.1 220V**

220VAC

220VAC

**1** 220VAC

**2**

**SJT**

## 4

### 4.1

### 4.2

**5**

18

- 1.
- 2.
- 3.
- 4.